

PHOENIX MOLDED SHOES INSERTS & BRACES



PHOENIX

A New Era Is Born

*W*e at Phoenix Molded Shoes, Inserts, and Braces have built a company based on three principles. These principles are our foundation and are indispensable.

- 1) Great Customer Service (Our job is not complete until our product is dispensed and everyone involved is satisfied)
- 2) Quality Product
- 3) An Expeditious and Reliable Turn Around time

We work one on one with you, the practitioner, to provide you with the best fitting, most functional custom footwear and devices available today. We know that communication is the key, you know what you want for your patient and you can't always express that on an order form. That is why we are here to answer your calls or call you regarding orders or anything you would like to discuss.

Having owned and operated our own Orthotic, Prosthetic, and Pedorthic facilities we have been making and dispensing custom molded shoes, orthotics, and braces for over 25 years. This is why Padded Collars and Mild Rocker Soles always come standard on our shoes with the exception of some of our Premier Dress Styles; there is never an additional charge for these modifications because we know these are needed to help insure a proper fit.

We would like to thank you for putting your trust in our company this is not an issue we take lightly, we understand that there are a lot of choices out there for your custom needs and we will do everything in our power to provide you with the best quality product in the most timely manner possible. Once again thank you and we truly value your business.



Keith B. Brewer C.Ped., L.Ped.
CEO



CUSTOM MODIFICATIONS



• CLOSURES

Lace
Speed Lace
Hook Lace
Velcro Closures
- With or without D-rings
- Normal or Reverse
Zippers
Buckles

• OPENINGS

Regular
Semi-Surgical (1" longer than regular)
Surgical (to toes)

• LININGS

B-Foam
Leather
Plastazote®

• SOLING

12 Iron Crepe
18 Iron Crepe
24 Iron Crepe
Heavy Duty Ribbed Sole
Wedge Lug
Lug w/Distinct Heel
Leather Sole with Distinct Heel
Leather Toe Tips
Full Leather Slip Sole (welted construction)

• INSOLES

1/4" Pink Plastazote® and 1/4" Silver Plastazote®
1/4" Pink Plastazote® and 1/8" Poron® and
1/4" Silver Plastazote®
1/2" Silver Plastazote®
1/2" Pink Plastazote®
1/2" Microcell Puff®
Spenco® Cover
Poron® Cover
Leather Cover
Toe or Forefoot Filler (steel shank required for trans-met to choparts)
Metatarsal Pads
Pockets on Insoles
Base Depressions
Reinforce for Brace

• OUTSOLE MODIFICATIONS

Heel and Sole Flares
Heel and Sole Wedges
Wide Bases
Steel Shank (1/2 or full)
Caliper Installation (yours or ours)
Stirrup Installation (yours or ours)
Heel or Full Build-Ups (crepe or cork with leather cover)

• MISCELLANEOUS

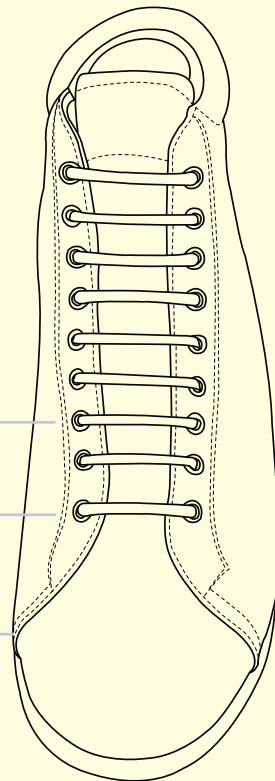
Duplicate Cast (we hold cast for 3 months)
T-Strap
Reinforce Counters

 Openings

Regular

Semi-surgical

Surgical





NEO-FLEX

Custom Molded Shoes

All of the qualities of a custom molded shoe with the advantages of a stretchable upper to aid in comfortably fitting feet with:

- Hammer Toes
- Bunions
- Severe Edema
- HyperSensitivity

Neo-Flex can be substituted for leather in most of our styles. The Neo-Flex option can be selected simply by placing an "N" after the style #.



PH-1 (N)



PH-3 (N)



PH-3CA (N)


The only company to offer stretchable uppers in 9 colors.



Black



White




Navy




Brown



Dk Brown



Cordovan



Luggage Tan



Taupe



Bone



COLORS & LEATHERS



CALF SKIN + NEO-FLEX




Black




White



Navy



Brown



Dk Brown



Cordovan



Luggage Tan



Taupe



Bone

DEER SKIN



Black




White



Taupe



Bone




Brown

NUBUCK



Black



Brown



Taupe




Wheat

HEAVY DUTY LEATHER



Black



Brown



Cedar





CASUAL



PH-24

Low Top Blucher Style Shoe with plain toe, single Velcro closure, and pillow back collar.



PH-1

Low Top Blucher Shoe with plain toe and lace closure



PH-1A

Low Top Blucher Shoe with plain toe and velcro closure



CASUAL



PH-3

Low Top Blucher Style Shoe
with decorative seamed toe and lace closure



PH-3A

Low Top Blucher Style Shoe
with decorative seamed toe and
velcro closure



Backless Clog



PH-8

Stylish Backless Clog
with plain toe and buckle closure




PH-8B

Stylish Plain Toe Shoe
with buckle closure





CASUAL



PH-2
High Top 5 1/2" Boot with
plain toe and lace closure
(Also available in 4 1/2" Chukka PH-2C)



PH-2A
High Top 5 1/2" Boot
with plain toe and velcro closure
(Also available in 4 1/2" Chukka PH-2CA)



PH-3C
Chukka Style 4 1/2" Boot
with decorative seamed toe and lace closure
(Also available in velcro closure PH-3CA)



CASUAL



PH-5

Low Top Blucher Style Shoe
with wing tip styling and lace closure
(Also available in velcro closure PH-5A)



PH-16

Low Top Balmoral Style Shoe
with athletic styling and lace closure
(Also available in velcro closure PH-16A)



PH-6

Low Top Blucher Style Shoe
with toe cap styling and lace closure
(Also available in velcro closure PH-6A)





SPORT



PH-17

Low Top Blucher Style Two Tone Sport Shoe with lace closure
(Available in any combination of colors)



PH-25

Low Top Blucher Style Shoe with extended opening. Available in any combination of colors and leathers.



PH-27

Low Top Blucher Style Shoe with extended opening and extra eyelets for added adjustability and the larger foot.



PH-18

Low Top Blucher Style Golf Shoe with nipple soling and lace closure
(Also available in velcro closure PH-18A)

SPORT



PH-17A
Low Top Blucher Style Two Tone
Sport Shoe with velcro closure
(Available in any combination of colors)



PH-4
Low Top Blucher Style Shoe
with athletic styling and lace closure



PH-4A
Low Top Blucher Style Shoe
with athletic styling and velcro closure



PH-4H
High Top 5" Blucher Shoe
with athletic styling and lace closure
(Also available in velcro closure PH-4HA)



PH-25A
Low Top Blucher Style Shoe
with three Velcro straps and
an extended opening.





WORK



PH-7/6

Rugged 6" Workboot with double padded collar (Also available in velcro closure PH-7/6A)



PH-7/8

Rugged 8" Workboot with double padded collar (Also available in velcro closure PH-7/8A)



PH-7L

Low Top Rugged Blucher Style Work Shoe with plain toe and lace closure (Also available in velcro closure PH-7LA)



PH-7C

Rugged 4 1/2" Chukka Height Workboot with padded collar (Also available in velcro closure PH-7CA)



PH-7 series footwear comes with double reinforced counters, heavy duty leather uppers, and welted sole construction.



PH-11

Executive Style Wingtip Shoe
with leather shoe and distinct heel



PH-12

Executive Style Toe Cap Shoe
with leather sole and distinct heel



PH-13

Executive Style Plain Toe Shoe
with leather sole and distinct heel

Note: PH-11, PH-12 and PH-13 are Dress Styles and not recommended for neuropathic patients, patients prone to foot ulcerations, or patients who require a lot of room in the forefoot.



WOMEN'S DRESS



PH-9
Mary Jane Style Women's Shoe
with velcro closure



PH-9B
Mary Jane Style Women's Shoe
with buckle closure



PH-14
Women's Blucher Style Dress Shoe
with patent leather accents
(Available in black only)

Note: PH-9, PH-9B and PH-14 are Dress Styles and not recommended for neuropathic patients, patients prone to foot ulcerations, or patients who require a lot of room in the forefoot.

SANDALS



PH-19
Two Strap Sandal
with 3-way velcro closure



PH-20
Two Strap Sandal
with 3-way buckle closure




PH-21
Two Strap Velcro Sandal
with closed back



DIABETIC INSERT PACKAGES

- Pink Plastazote and Eva also available in tri-laminate with 1/16 poron between layers.
- Available in 3 pr, 2 pr, and 1 pr packages.



Hallux-Filler



Trans-Met Filler



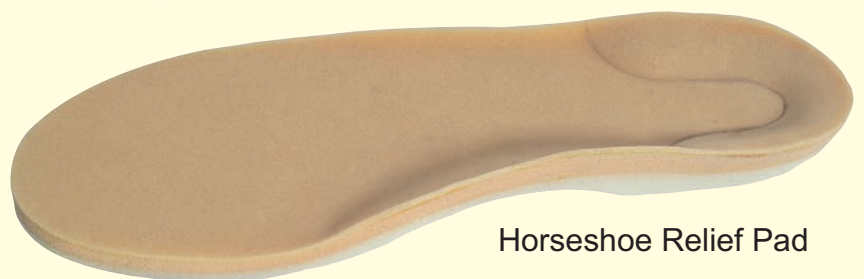
Met Pad



PPT Layer



Depression Modification



Horseshoe Relief Pad



Posting



Dancers Pad




Toe Crest



Leather Cover



Cut-out



Heel Lift



Depression



A Shoe is Born of



1. Receive cast.



2. Pour negative cast with plaster.



3. Casts cure before modifying.



4. Shape and modify positive cast.



5. Vacuum form inserts.



6. Grind and shape inserts.



7. Prepare cast for leather upper pattern.



8. Cut upper pattern.

Tradition and Craftsmanship



9. Stitch uppers.



10. Fit upper to cast.



11. Prepare for soling.



12. Attach and shape soles.



13. Finished shoes await inspection.



14. Finished shoe checked for accuracy.



15. Polished.



16. Shipped to you.



PHOENIX MOLDED SHOES INSERTS & BRACES

